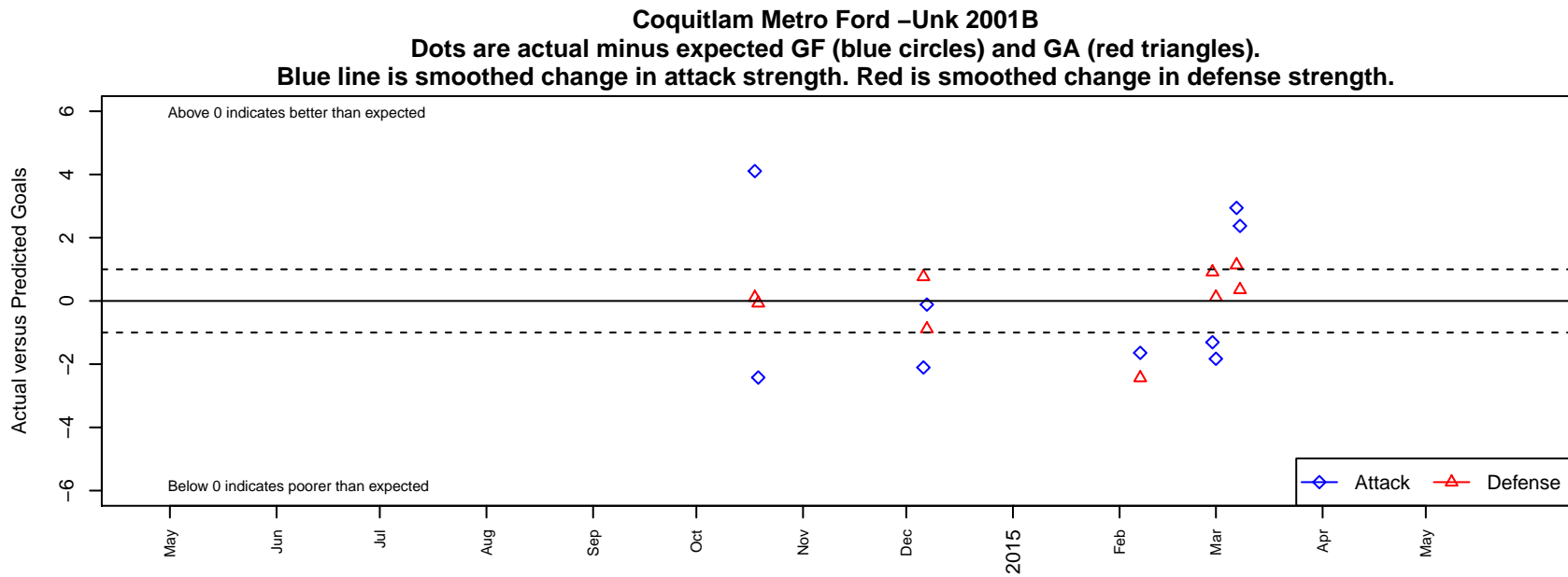


Coquitlam Metro Ford –Unk 2001B

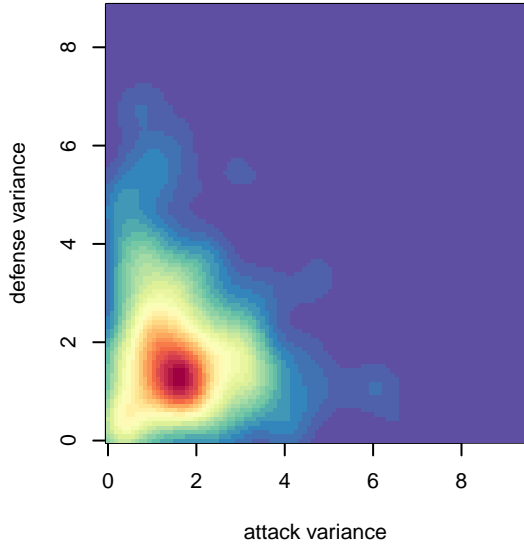
Coquitlam Metro Ford SC
 , BC
 B00 total strength=1609
 attack=22.29 defense=12.26

alt names used:
 Coquitlam Metro–Ford SC S

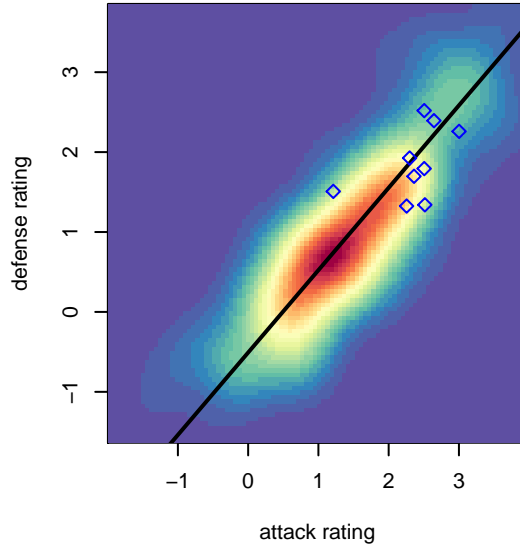
Venues played:
 2014 FWRL B00



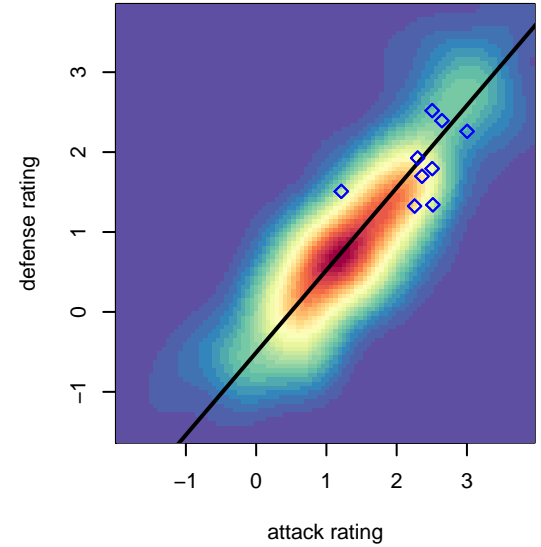
**attack and defense variance (black dot)
relative to other teams
and top 10 in region**



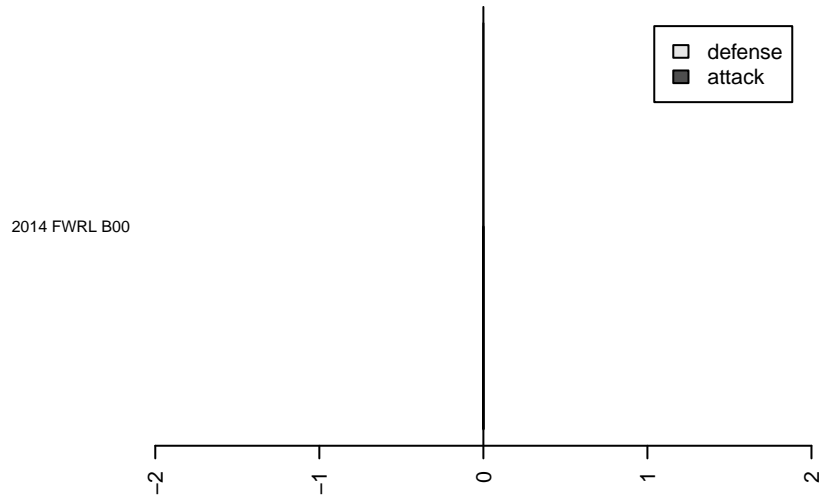
**attack and defense rating
relative to others at age
and all opponents in last 13 months**



**attack and defense rating
relative to other teams at age
and all opponents in last 13 months**

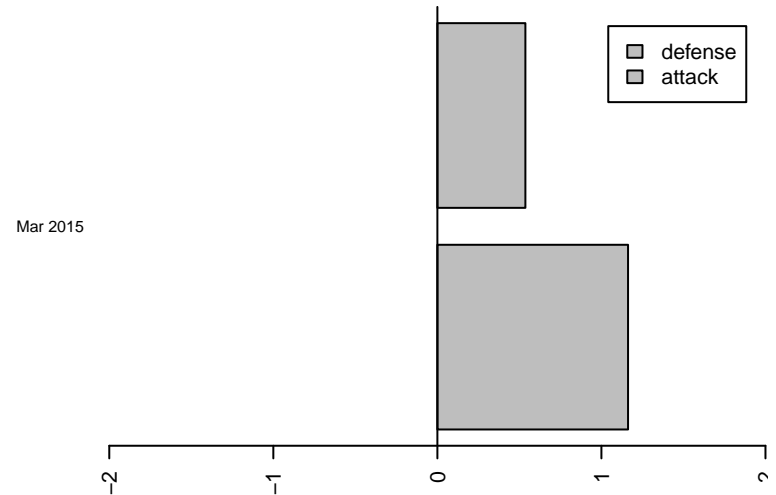


Performance relative to 13 month average



average number of goals per game relative to expected

Performance relative to 13 month average



average number of goals per game relative to expected

lot. A=Neither has attack advantage, B=Opponent has both attack and defense advantage, C=Opponent has both attack and defense disadvantage, D=Both have

date	home		away		venue	pred.home	pred.away
2015-03-08	Crossfire Alaska ADP 2001B	0	Coquitlam Metro Ford –Unk 2001B	7	2014 FWRL B00	0.35	4.63
2015-03-07	Boise Nationals Madrid B00	0	Coquitlam Metro Ford –Unk 2001B	8	2014 FWRL B00	1.14	5.06
2015-03-01	FC Alliance A B00	1	Coquitlam Metro Ford –Unk 2001B	0	2014 FWRL B00	1.12	1.83
2015-02-28	PacNW Maroon B00	0	Coquitlam Metro Ford –Unk 2001B	2	2014 FWRL B00	0.91	3.31
2015-02-07	Eastside FC Red B00	4	Coquitlam Metro Ford –Unk 2001B	1	2014 FWRL B00	1.57	2.64
2014-12-07	Westside Timbers Copa B00	2	Coquitlam Metro Ford –Unk 2001B	2	2014 FWRL B00	1.11	2.12
2014-12-06	Salem Chelsea B00	0	Coquitlam Metro Ford –Unk 2001B	4	2014 FWRL B00	0.76	6.11
2014-10-19	ETFC Rovers Black B00	1	Coquitlam Metro Ford –Unk 2001B	2	2014 FWRL B00	0.93	4.42
2014-10-18	WAFC Real Madrid B00	1	Coquitlam Metro Ford –Unk 2001B	8	2014 FWRL B00	1.11	3.89